

Step 1: Sorting




Now that you've identified the areas in your RV that you want to organize, it's time to get started. Take your time and don't try to organize your entire RV in one day. In this course, we provide the necessary steps to get organized with the intention of doing one section at a time. Getting organized takes a lot of work, both physically and emotionally. Go easy on yourself and enjoy the process so you don't get overwhelmed.


The first step in organizing an area is to remove everything from the space. Make sure that the space is completely clear and lay out all items to get an overview of what you have. As you go through your items, separate them into three piles.

Separate items into three piles

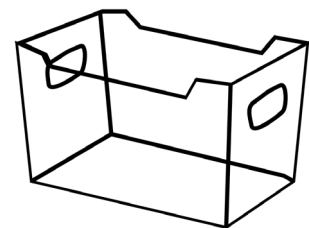
Donate



Trash



Keep



The "Donate" pile is what you will donate, the "Trash" pile is what you will throw away, and the "Keep" pile is what you want to keep and put back in that space.

Step 1: Sorting

Cleaning your space

While you have all of your items out, this is also a great time to clean the space you're currently working on. Wipe down and clean out the area with your preferred cleaning method. If your RV has any special surfaces, be sure to use solutions that are compatible with those. Cleaning the space helps set the tone for creating a neat and tidy area.

Once you've cleaned your space and prepared it for an organization system, donate the items you plan to donate, discard the items you labeled as trash, and put back the items you're keeping.

If you feel like you need it, this is a great time to take a break and celebrate the progress you've made so far. Preparing and getting your space ready to implement your organization system takes a lot of work. If you feel ready to deal with more areas, repeat the previous steps.

Checklist:

- Go through all items in the designated area
- Donate and discard items
- Clean the area
- Put items back in—this is temporary as you'll measure and create a system in the next steps



Togo Tip

Don't attempt to organize your RV in one day. While your space may seem small and organizing it all may seem doable, it's a lot of work to properly go through your stuff, clean, and develop an organizational system. Take your time to avoid getting burned out.